

RIDE MORE

SPEND LESS

NEW! SCRAMBLER® 500 4X4

REDESIGNED FROM CHASSIS TO SUSPENSION TO STYLING. IF YOU WANT TO HIT THE TRAIL THE FIRST TIME OUT, LOOK NO FURTHER.

- High-Output (H.O.) 4-Valve, 4-Stroke Engine (liquid-cooled)
- On-Demand True All-Wheel Drive
- Automatic PVT Transmission With Forward, Neutral, and Reverse
- Single-Lever Braking System
- Long-Travel Rear Suspension (26.7 cm)



INDY RED



NEW! TRAIL BOSS® 330

REDESIGNED FOR 2010, IT DELIVERS SOLID POWER AND HANDLING IN A FULL-SIZE, VALUE-CONSCIOUS ATV.

- 4-Stroke Engine (air with fan assist; oil-cooled)
- Automatic PVT Transmission With Forward, Neutral, and Reverse
- Long-Travel Rear Suspension (26.7 cm)
- 2-Wheel Drive
- NEW! Lock & Ride® Front and Rear Steel Racks (34 kg. in front; 56.7 kg. in rear)



INDY RED



NEW! TRAIL BLAZER® 330

ONE OF OUR MOST ENDURING MODELS GETS AN OVERHAUL.

- 4-Stroke Engine (air with fan assist; oil-cooled)
- Automatic PVT Transmission With Forward, Neutral, and Reverse
- Long-Travel Rear Suspension (26.7 cm)
- Single-Lever Braking System
- 2-Wheel Drive



INDY RED



PHOENIX™ 200

PRACTICAL, TOUGH, LOW-MAINTENANCE. THE PERFECT ENTRY-LEVEL SPORT ATV.

- Air-Cooled Engine
- Low-Maintenance Shaft Drive
- Electric Start With Backup Kick Start
- Automatic Transmission With Forward, Neutral, and Reverse (PVT)
- Hydraulic Front Disc Brakes
- Large-Diameter Tube Frame
- Dual A-Arm Front Suspension
- Long-Travel Rear Suspension (16.5 cm)



INDY RED/WHITE





















PINK POWER/
WHITE


















ENTRY

2010

SPECIFICATIONS

		SPORT			ENTRY	
		OUTLAW 450 MXR (PG. 16)	OUTLAW 525 IRS (PG. 16)	OUTLAW 525 S (PG. 16)	SCRAMBLER® 500 4X4 (PG. 18)	TRAIL BOSS® 330 (PG. 18)
		The Track Assassin	The Trail Master	The Dune Dominator	The Pioneer of Sport Quads	Delivers Solid Power and Handling
S.N.A.P.	Steering Wheel or Handle Bars					
	Number of People					
	Application	 SPORT	  PLAY SPORT	 SPORT	  PLAY SPORT	  WORK PLAY
ENGINE	Engine Type	4-Stroke KTM Racing , Single Cylinder	4-Stroke KTM Racing , Single Cylinder	4-Stroke KTM Racing , Single Cylinder	4-Stroke Single Cylinder	4-Stroke Single Cylinder
	Displacement	448cc	510cc	510cc	498cc	329cc
	Fuel System	Carbureted	Carbureted	Carbureted	Carbureted	Carbureted
	Cooling	Liquid	Liquid	Liquid	Liquid	Air With Fan Assist
DRIVE TRAIN	Final Drive	520 O-Ring Chain	520 O-Ring Chain	520 O-Ring Chain	Shaft (Front)/Concentric Chain (Rear)	Concentric Chain
	Transmission	Hydraulic Manual Clutch/Manual Shift 5-Speed with Reverse	Hydraulic Manual Clutch/Manual Shift 5-Speed with Reverse	Hydraulic Manual Clutch/Manual Shift 5-Speed with Reverse	Automatic PVT F/N/R	Automatic PVT F/N/R
	Drive System	2WD	2WD	2WD	On-Demand True AWD/2WD	2WD
	Engine-Braking System	N.A.	N.A.	N.A.	Accessory	Accessory
SUSPENSION	Front Suspension	Dual A-Arm With 25.4 cm Travel	Dual A-Arm With 25.4 cm Travel	Dual A-Arm With 25.4 cm Travel	MacPherson Strut With 20.8 cm Travel	MacPherson Strut With 20.8 cm Travel
	Rear Suspension	Mono-Shock Swingarm With 25.4 cm Travel	Pro IRS With 25.4 cm Travel	Mono-Shock Swingarm With 25.4 cm Travel	Progressive-Rate Swingarm With 26.7 cm Travel	Progressive-Rate Swingarm With 26.7 cm Travel
BRAKES	Front Brakes	Hydraulic Disc With Dual-Piston Calipers	Dual Hydraulic Disc With Dual-Piston Calipers	Dual Hydraulic Disc With Dual-Piston Calipers	Single-Lever Hydraulic Disc	Single-Lever Hydraulic Disc
	Rear Brakes	Hydraulic Disc	Hydraulic Disc	Hydraulic Disc	Hydraulic Rear Foot Brake	Hydraulic Rear Foot Brake
TYRES AND WHEELS	Front Tyres	21 x 6-10; Maxxis RAZR MX	21 x 7-10; Maxxis RAZR Radial	21 x 7-10; Maxxis RAZR Radial	23 x 8-12	23 x 8-12
	Rear Tyres	18 x 9-10; Maxxis RAZR MX	20 x 10-10; Maxxis RAZR Radial	20 x 10-9; Maxxis RAZR Radial	22 x 11-10	22 x 11-10
	Wheels	Spun Aluminum	Spun Aluminum	Spun Aluminum	Stamped Steel	Stamped Steel
DIMENSIONS/CAPACITIES	Wheelbase	128.3 cm	128.3 cm	128.3 cm	122 cm	122 cm
	Dry Weight	162.8 kg.	176.5 kg.	167.4 kg.	253.6 kg.	239 kg.
	Length/Width/Height	181.6 cm / 119.4 cm / 111 cm	181.6 cm / 120.7 cm / 114.3 cm	181.6 cm / 120.7 cm / 112.5 cm	190.5 cm / 114.3 cm / 124.5 cm	190.5 cm / 114.3 cm / 124.5 cm
	Seat Height	78 cm	81.3 cm	79.5 cm	89 cm	89 cm
	Fuel Capacity	11.4 ltr.	11.4 ltr.	11.4 ltr.	15 ltr.	15 ltr.
	Front Rack/Box Capacity	N.A.	N.A.	N.A.	N.A.	34 kg.
	Rear Rack Capacity	N.A.	N.A.	N.A.	N.A.	56.7 kg.
	Hitch Towing Rating	N.A.	N.A.	N.A.	385.6 kg.	385.6 kg.
	Ground Clearance	12.7 cm	27.9 cm	12.7 cm	12.1 cm	12.1 cm
Hitch/Type	N.A.	N.A.	N.A.	Accessory	Std	
FEATURES	Instrumentation	N/R Light, Hi-Temp Light	N/R Light, Hi-Temp Light	N/R Light, Hi-Temp Light	N/R Light, Fuel Gauge, Hi-Temp Light	N/R Light, Fuel Gauge, Hi-Temp Light
COLOURS	Colours	Indy Red/White	Indy Red/White	Indy Red/White	Indy Red/Black	Indy Red/Black

		ENTRY			YOUTH	
		TRAIL BLAZER® 330 (PG. 18)	PHOENIX™ 200 (PG. 18)	OUTLAW® 90 (PG. 20)	OUTLAW® 50 (PG. 20)	SPORTSMAN® 90 (PG. 20)
		One of our Most Enduring Models	Practical. Tough. Low-Maintenance	The Best-Selling Youth ATV Model	Perfect for your Child's First ATV	Just Right for your Child's Outdoor Adventures
S.N.A.P.	Steering Wheel or Handle Bars					
	Number of People					
	Application	 PLAY	 PLAY	 PLAY	 PLAY	 PLAY
ENGINE	Engine Type	4-Stroke Single Cylinder	4-Stroke Single Cylinder	4-Stroke Single Cylinder	4-Stroke Single Cylinder	4-Stroke Single Cylinder
	Displacement	329cc	196cc	89cc	49cc	89cc
	Fuel System	Carbureted	Carbureted	Carbureted	Carbureted	Carbureted
	Cooling	Air With Fan Assist	Air	Air	Air	Air
DRIVE TRAIN	Final Drive	Concentric Chain	Shaft	O-Ring Chain	Chain	Chain
	Transmission	Automatic PVT F/N/R	Automatic PVT F/N/R	Automatic PVT F/N/R	Automatic PVT Forward	Automatic PVT Forward
	Drive System	2WD	2WD	2WD	2WD	2WD
	Engine-Braking System	Accessory	N.A.	N.A.	N.A.	N.A.
SUSPENSION	Front Suspension	MacPherson Strut With 20.8 cm Travel	Dual A-arm With 17.8 cm Travel	Single A-Arm With 12.7 cm Travel	Single A-Arm With 7.6 cm Travel	2WD
	Rear Suspension	Progressive Rate Swingarm With 26.7 cm Travel	Mono-Shock Swingarm With 16.5 cm Travel	Mono-Shock Swingarm With 15.2 cm Travel	Mono-Shock Swingarm With 7.6 cm Travel	N.A.
BRAKES	Front Brakes	Single-Lever Hydraulic Disc	Single-Lever Hydraulic Disc	Drum	Drum	Drum
	Rear Brakes	Hydraulic Rear Foot Brake	Drum	Drum	Drum	Drum
TYRES AND WHEELS	Front Tyres	23 x 8-12	21 x 7-10	19 x 7-8	16 x 6.5-7	19 x 7-8
	Rear Tyres	22 x 11-10	20 x 10-9	18 x 9.5-8	16 x 8-7	18 x 9.5-8
	Wheels	Stamped Steel	Stamped Steel	Stamped Steel	Stamped Steel	Stamped Steel
DIMENSIONS/CAPACITIES	Wheelbase	122 cm	114.3 cm	105.4 cm	83.8 cm	105.4 cm
	Dry Weight	223.2 kg.	179 kg.	128.4 kg.	95.3 kg.	138.3 kg.
	Length/Width/Height	190.5 cm / 114.3 cm / 124.5 cm	165.1 cm / 106.7 cm / 106.7 cm	155.6 cm / 93.3 cm / 97.8 cm	121.9 cm / 80 cm / 78.7 cm	155.6 cm / 93.3 cm / 97.8 cm
	Seat Height	89 cm	81.3 cm	68.6 cm	58.4 cm	68.6 cm
	Fuel Capacity	15 ltr.	9.5 ltr.	7.6 ltr.	5.7 ltr.	7.6 ltr.
	Front Rack/Box Capacity	N.A.	N.A.	N.A.	N.A.	N.A.
	Rear Rack Capacity	N.A.	Accessory	N.A.	N.A.	N.A.
	Hitch Towing Rating	385.6 kg.	Accessory	N.A.	N.A.	N.A.
	Ground Clearance	12.1 cm	14.5 cm	10.2 cm	10.2 cm	10.2 cm
Hitch/Type	Accessory	Accessory	N.A.	N.A.	N.A.	
FEATURES	Instrumentation	N/R Light, Fuel Gauge, Hi-Temp Light	N/R Light, Hi-Temp Light	N/R Light	N.A.	N/R Light
COLOURS	Colours	Indy Red/Black	Indy Red/White, Pink Power/White	Indy Red/White, Pink Power/White	Indy Red/White, Pink Power/White	Indy Red, Sage Green



INDY RED

INDY RED/
WHITEINDY RED/
BLACKPINK POWER/
WHITE